



Immigratie- en Naturalisatiedienst
Ministerie van Justitie en Veiligheid

Asylum Trends

Monthly Report on Asylum Applications in The Netherlands

December 2019

Colophon

Title	Asylum Trends
Subtitle	Monthly Report on Asylum Applications in The Netherlands Recent trends
Author	Ministry of Justice and Security Immigration and Naturalisation Service (IND) IND Business Information Centre (BIC) Rijnstraat 8 2515 XP Den Haag Postbus 16275 2500 BG Den Haag

Migratie in beweging



EUROPESE UNIE
Het Fonds voor asiel,
migratie en integratie

Contents

<i>Colophon</i>	2
-----------------	---

Asylum applications in The Netherlands

Total asylum applications in The Netherlands	4
First asylum applications in The Netherlands	5
Repeated asylum applications in The Netherlands	6
Family reunification in The Netherlands	7
Unaccompanied minor asylum seekers in The Netherlands	8
Monthly first asylum applications in The Netherlands	9

Appendix

Appendix: Relocation and Resettlement

Appendix: Eurostat

Total asylum influx in The Netherlands (first applications, repeated applications, family reunification influx)
 Source: METIS

Top 10 Last thirteen months **total** asylum applications in The Netherlands

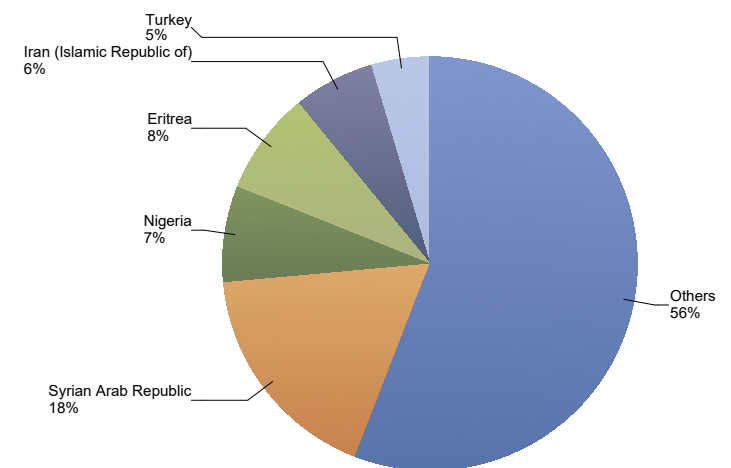
Total 2017	Total 2018	Country of citizenship	2018		2019												Last 12 months	Perc	
			Dec	Total	Jan	Feb	Mar	Apr	May	Jun	Jul	Aug	Sep	Oct	Nov	Dec			Total
10.829	5.203	Syrian Arab Republic	415	415	326	271	320	337	288	392	423	417	604	601	499	721	5.199	5.199	18%
4.038	3.953	Eritrea	180	180	148	237	127	122	162	272	299	165	211	186	191	245	2.365	2.365	8%
331	659	Nigeria	84	84	126	164	216	231	254	218	243	188	189	128	125	124	2.206	2.206	7%
1.015	2.422	Iran (Islamic Republic of)	195	195	187	206	184	220	183	161	132	145	125	125	99	90	1.857	1.857	6%
509	1.382	Turkey	130	130	112	112	92	124	102	105	174	112	100	125	71	128	1.357	1.357	5%
924	1.336	Algeria	129	129	141	110	112	124	68	82	87	84	126	145	124	114	1.317	1.317	4%
342	852	Moldova, Republic of	86	86	78	71	179	71	62	25	13	82	66	203	367	5	1.222	1.222	4%
1.020	1.163	Morocco	117	117	126	105	102	106	90	97	112	95	93	105	67	93	1.191	1.191	4%
1.418	1.588	Iraq	113	113	96	99	93	90	90	108	86	56	77	55	78	87	1.015	1.015	3%
916	859	Unknown	82	82	72	64	86	34	62	79	103	70	92	109	68	84	923	923	3%
872	1.207	Afghanistan	67	67	69	61	72	67	95	58	75	91	84	75	59	87	893	893	3%
9.113	9.756	Others	807	807	930	777	834	810	738	752	884	842	862	835	820	806	9.890	9.890	34%
31.327	30.380	Total	2.405	2.405	2.411	2.277	2.417	2.336	2.194	2.349	2.631	2.347	2.629	2.692	2.568	2.584	29.435	29.435	100%

* To conceal the lowest figures, all values between 0 and 4 are replaced by asterisk.

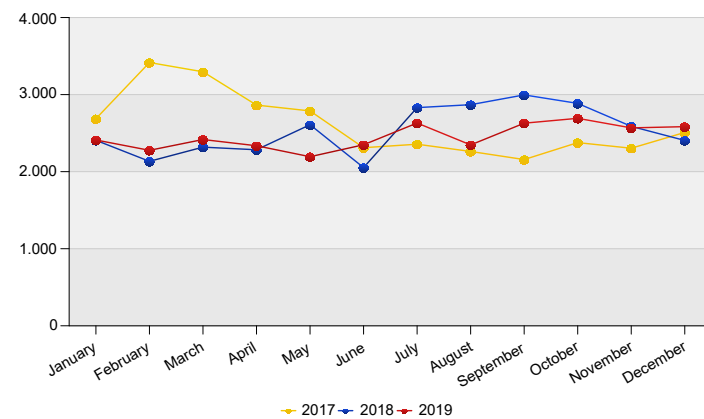
Top Total asylum applications in The Netherlands December 2019

	Country of citizenship		%
1	Syrian Arab Republic	721	28%
2	Eritrea	245	9%
3	Turkey	128	5%
4	Nigeria	124	5%
5	Algeria	114	4%
6	Yemen	105	4%
7	Morocco	93	4%
8	Iran (Islamic Republic of)	90	3%
9	Afghanistan	87	3%
10	Iraq	87	3%
11	Unknown	84	3%
	Others	706	27%
Total December 2019		2.584	100%

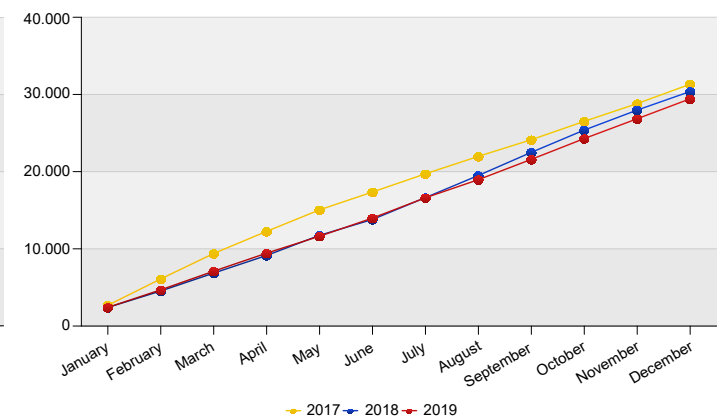
Top Nationalities total applications last twelve months
 Period: Jan 2019 - Dec 2019
 Number of total asylum applications: 29.435



Total asylum applications in The Netherlands



Cumulative development of total asylum applications in The Netherlands



First asylum applications in The Netherlands
Source: METIS

Top 10 Last thirteen months **first** asylum applications in The Netherlands

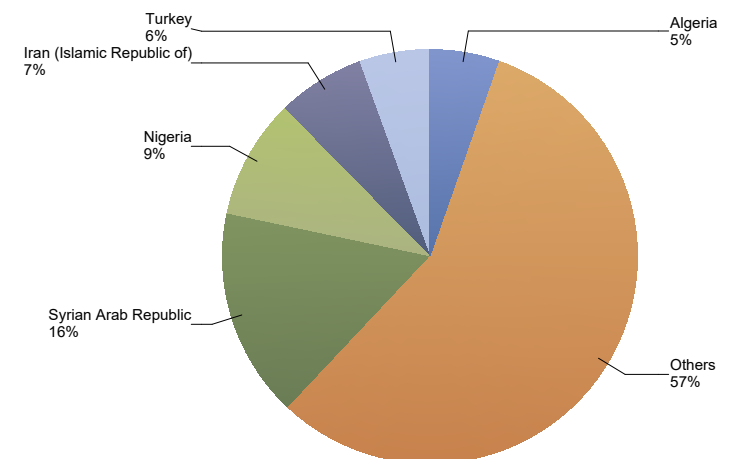
Total 2017	Total 2018 **	Country of citizenship	2018		2019												Last 12 months	Perc	
			Dec	Total	Jan	Feb	Mar	Apr	May	Jun	Jul	Aug	Sep	Oct	Nov	Dec			Total
2.202	2.956	Syrian Arab Republic	272	272	204	160	211	247	196	281	302	344	466	401	343	520	3.675	3.675	16%
245	558	Nigeria	80	80	120	158	204	227	242	207	236	177	176	121	120	114	2.102	2.102	9%
718	1.869	Iran (Islamic Republic of)	150	150	156	163	150	186	147	134	106	131	107	105	83	66	1.534	1.534	7%
481	1.301	Turkey	124	124	110	101	87	116	90	97	154	106	86	113	68	123	1.251	1.251	6%
891	1.267	Algeria	124	124	130	99	109	107	58	75	71	77	122	131	121	111	1.211	1.211	5%
342	831	Moldova, Republic of	79	79	72	71	179	71	58	22	13	82	66	203	365	5	1.207	1.207	5%
977	1.066	Morocco	104	104	121	97	91	90	79	83	92	85	86	93	60	85	1.062	1.062	5%
550	678	Unknown	73	73	64	57	85	30	61	73	101	62	88	105	64	80	870	870	4%
171	528	Yemen	84	84	60	47	61	58	36	31	52	42	53	63	54	88	645	645	3%
724	737	Iraq	59	59	57	56	43	52	53	57	69	33	50	41	56	54	621	621	3%
7.415	8.562	Others	623	623	748	649	654	678	624	623	763	741	732	716	739	688	8.355	8.355	37%
14.716	20.353	Total	1.772	1.772	1.842	1.658	1.874	1.862	1.644	1.683	1.959	1.880	2.032	2.092	2.073	1.934	22.533	22.533	100%

* To conceal the lowest figures, all values between 0 and 4 are replaced by asterisk.

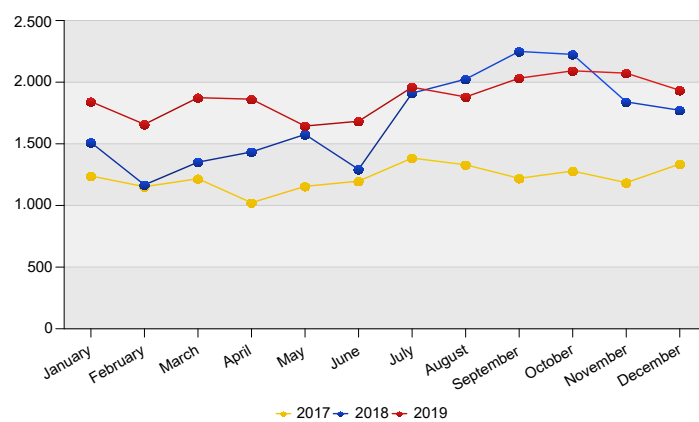
Top First asylum applications in The Netherlands
December 2019

	Country of citizenship		%
1	Syrian Arab Republic	520	27%
2	Turkey	123	6%
3	Nigeria	114	6%
4	Algeria	111	6%
5	Yemen	88	5%
6	Morocco	85	4%
7	Unknown	80	4%
8	Iran (Islamic Republic of)	66	3%
9	Afghanistan	62	3%
10	Iraq	54	3%
	Others	631	33%
Total December 2019		1.934	100%

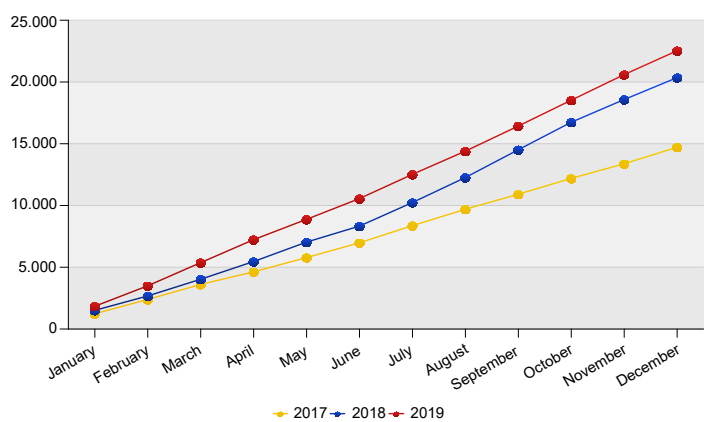
Top Nationalities first applications last twelve months
Period: Jan 2019 - Dec 2019
Number of first asylum applications: 22.533



First asylum applications in The Netherlands



Cumulative development of first asylum applications in The Netherlands



Repeated asylum applications in The Netherlands
Source: METIS

Top 10 Last thirteen months repeated asylum applications in The Netherlands

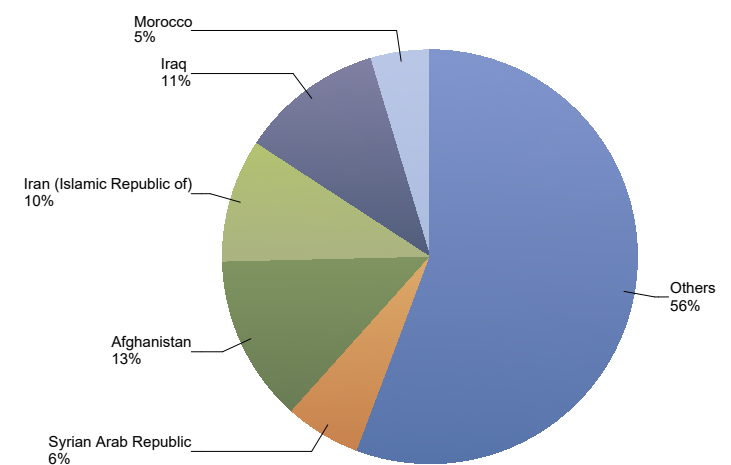
Total 2017	Total 2018	Country of citizenship	2018		2019												Last 12 months	Perc	
			Dec	Total	Jan	Feb	Mar	Apr	May	Jun	Jul	Aug	Sep	Oct	Nov	Dec			Total
464	634	Afghanistan	47	47	40	29	39	37	44	33	40	23	14	25	13	17	354	354	13%
249	658	Iraq	51	51	32	42	44	32	27	32	12	17	21	9	19	16	303	303	11%
176	432	Iran (Islamic Republic of)	41	41	26	37	29	32	33	22	16	7	16	18	12	13	261	261	10%
45	110	Syrian Arab Republic	8	8	14	11	27	18	15	11	14	6	*	17	11	13	161	161	6%
36	95	Morocco	13	13	5	8	11	16	11	14	20	10	7	12	5	8	127	127	5%
33	68	Algeria	5	5	11	11	*	17	10	7	16	7	*	14	*	*	106	106	4%
77	92	Nigeria	*	*	6	6	11	*	12	8	7	9	13	7	5	9	95	95	3%
62	105	Eritrea	14	14	11	5	10	7	11	12	*	*	*	7	*	9	85	85	3%
11	23	Albania	*	*	26	9	26	*	*	*	5	*	*	*	*	*	76	76	3%
76	103	Somalia	6	6	7	*	8	5	9	8	6	*	8	*	*	5	67	67	2%
33	62	Libyan Arab Jamahiriya	8	8	5	9	8	*	16	7	*	*	*	5	*	*	62	62	2%
859	1.182	Others	118	118	115	108	96	87	101	94	70	61	80	82	57	75	1.026	1.026	38%
2.121	3.564	Total	318	318	298	278	312	258	293	249	213	149	173	199	133	168	2.723	2.723	100%

* To conceal the lowest figures, all values between 0 and 4 are replaced by asterisk.

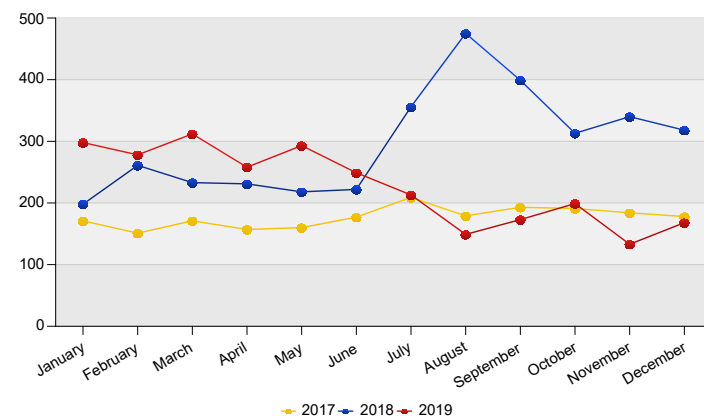
Top Repeated asylum applications in The Netherlands December 2019

Country of citizenship	%
1 Afghanistan	17 10%
2 Iraq	16 10%
3 Iran (Islamic Republic of)	13 8%
4 Syrian Arab Republic	13 8%
5 Pakistan	10 6%
6 Eritrea	9 5%
7 Nigeria	9 5%
Others	81 48%
Total December 2019	168 100%

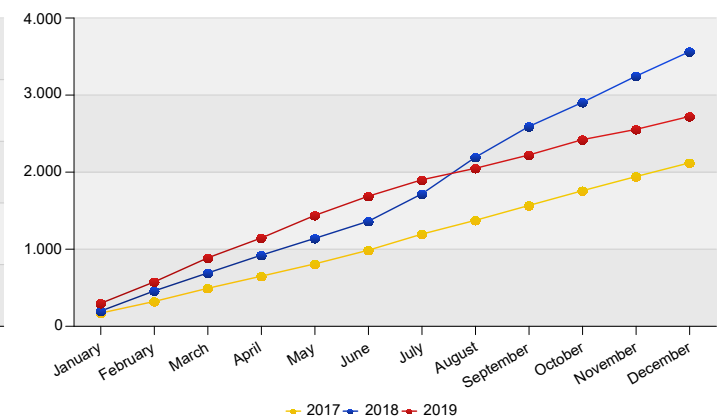
Top Nationalities repeated asylum applications last twelve months
Period: Jan 2019 - Dec 2019
Number of repeated asylum applications: 2.723



Repeated asylum applications in The Netherlands



Cumulative development of repeated asylum applications in The Netherlands



Influx of family reunification in The Netherlands (Council Directive 2003/86/EC Chapter V)
 Source: METIS

Top 10 Last thirteen months Influx of family reunification in The Netherlands

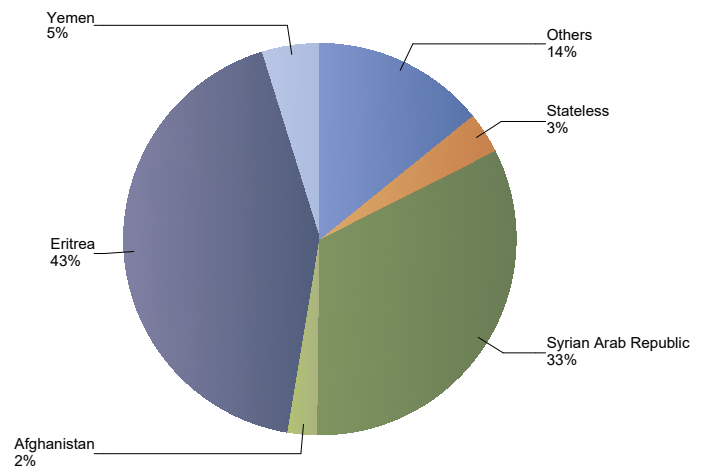
Total 2017	Total 2018	Country of citizenship	2018		2019												Last 12 months	Perc	
			Dec	Total	Jan	Feb	Mar	Apr	May	Jun	Jul	Aug	Sep	Oct	Nov	Dec			Total
2.881	2.564	Eritrea	113	113	101	179	74	84	110	225	248	129	165	124	144	196	1.779	1.779	43%
8.582	2.137	Syrian Arab Republic	135	135	108	100	82	72	77	100	107	67	134	183	145	188	1.363	1.363	33%
47	129	Yemen	6	6	*	*	11	7	13	21	22	25	40	20	21	16	201	201	5%
1.458	238	Stateless	12	12	*	19	8	7	5	14	16	17	*	20	16	13	142	142	3%
86	248	Afghanistan	7	7	10	9	10	*	15	*	6	10	20	*	7	8	102	102	2%
445	193	Iraq	*	*	7	*	6	6	10	19	5	6	6	5	*	17	91	91	2%
*	*	Turkey	*	*	*	*	*	7	7	6	17	5	8	11	*	*	76	76	2%
86	73	Pakistan	6	6	*	*	6	*	7	*	13	19	13	*	5	*	68	68	2%
121	121	Iran (Islamic Republic of)	*	*	5	6	5	*	*	5	10	7	*	*	*	11	62	62	1%
107	178	Somalia	5	5	7	*	*	8	*	*	*	5	7	7	*	9	54	54	1%
675	530	Others	21	21	25	19	23	22	8	22	15	28	25	23	11	20	241	241	6%
14.490	6.463	Total	315	315	271	341	231	216	257	417	459	318	424	401	362	482	4.179	4.179	100%

* To conceal the lowest figures, all values between 0 and 4 are replaced by asterisk.

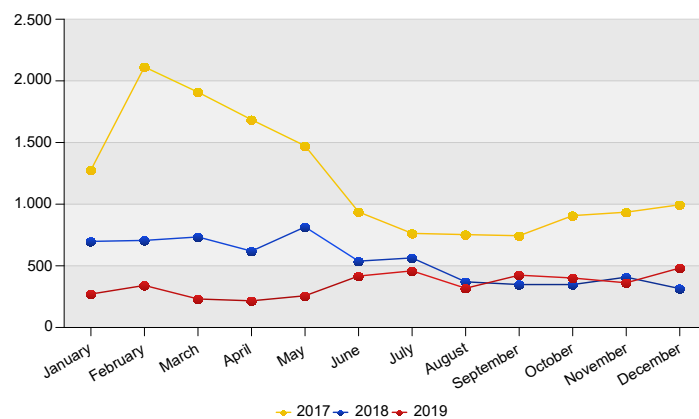
Top Influx of family reunification in The Netherlands December 2019

Country of citizenship		%
1 Eritrea	196	41%
2 Syrian Arab Republic	188	39%
3 Iraq	17	4%
4 Yemen	16	3%
5 Stateless	13	3%
Others	52	11%
Total December 2019	482	100%

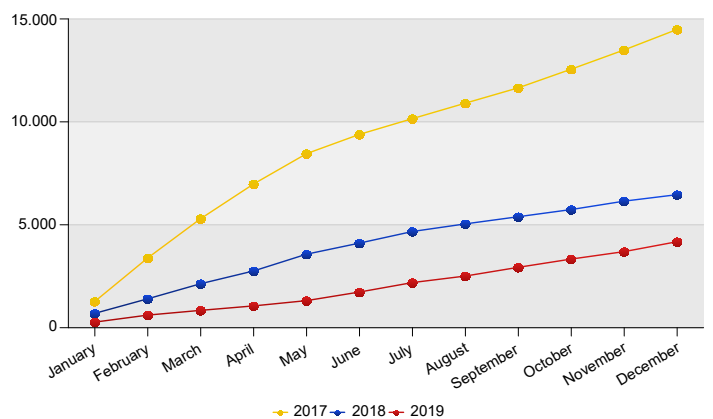
Top Nationalities Influx of family reunification last twelve months
 Period: Jan 2019 - Dec 2019
 Number of influx family reunification: 4.179



Influx of family reunification in The Netherlands



Cumulative development of Influx of family reunification in The Netherlands



Influx of indicated unaccompanied minor asylum seekers in The Netherlands
Source: METIS

Top 10 Unaccompanied minor asylum applications in The Netherlands

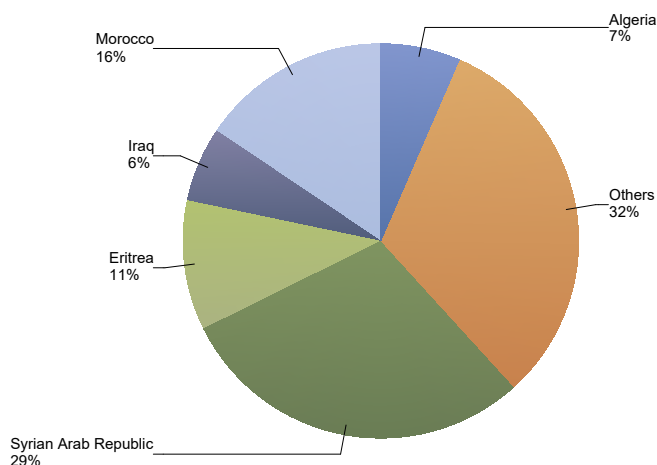
Total 2017	Total 2018	Country of citizenship	2018		2019												Last 12 months	Perc	
			Dec	Total	Jan	Feb	Mar	Apr	May	Jun	Jul	Aug	Sep	Oct	Nov	Dec			Total
135	172	Syrian Arab Republic	18	18	16	12	20	17	11	22	26	31	41	28	28	56	308	29%	
74	145	Morocco	16	16	18	13	15	13	10	12	14	24	7	16	8	13	163	16%	
479	428	Eritrea	12	12	9	9	6	7	6	15	8	6	5	18	7	15	111	11%	
54	55	Algeria	6	6	16	*	10	*	*	*	*	*	*	7	5	14	68	7%	
22	69	Iraq	*	*	11	13	7	5	5	*	5	*	*	5	6	*	64	6%	
65	31	Afghanistan	*	*	*	*	5	*	*	*	*	*	6	10	8	7	7	56	5%
23	26	Unknown	*	*	5	*	*	*	*	*	*	*	*	5	*	*	35	3%	
20	14	Somalia	6	6	6	*	*	*	*	*	*	*	5	*	*	*	26	2%	
47	55	Guinea	9	9	*	5	*	*	*	*	*	*	*	*	*	*	25	2%	
20	28	Gambia	10	10	*	*	*	*	*	*	*	*	*	*	5	*	23	2%	
242	202	Others	20	20	19	17	7	16	11	13	15	9	12	17	12	19	167	16%	
1.181	1.225	Total	107	107	107	84	76	67	51	77	79	90	90	107	85	133	1.046	100%	

* To conceal the lowest figures, all values between 0 and 4 are replaced by asterisk.

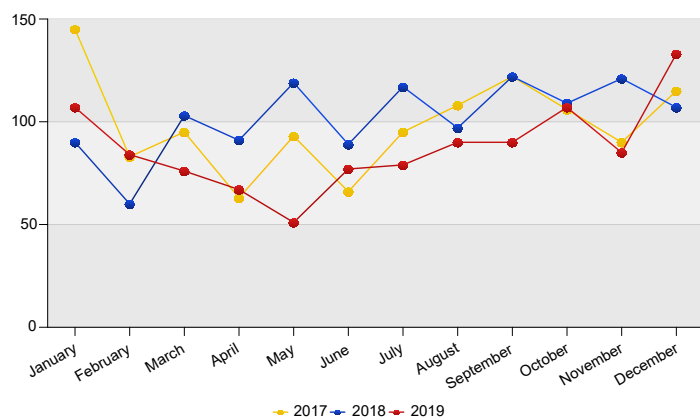
Top Unaccompanied minor asylum applications in The Netherlands December 2019

Country of citizenship		%
1 Syrian Arab Republic	56	42%
2 Eritrea	15	11%
3 Algeria	14	11%
4 Morocco	13	10%
5 Afghanistan	7	5%
Others	28	21%
Total December 2019	133	100%

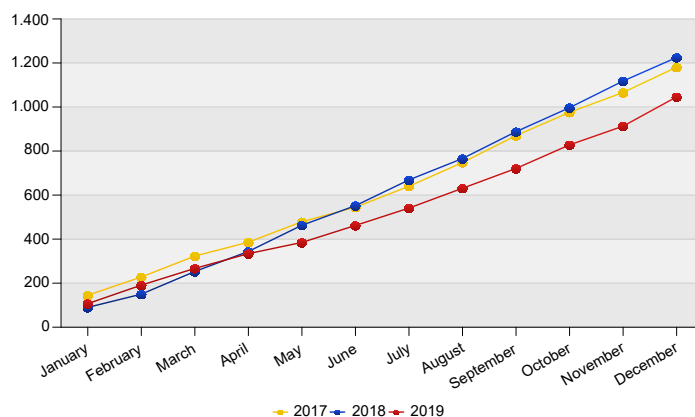
Top Nationalities unaccompanied minor asylum applications last twelve months
Period: Jan 2019 - Dec 2019
Number of unaccompanied minor asylum applications: 1.046



Unaccompanied minor asylum applications in The Netherlands



Cumulative development of Unaccompanied minor asylum applications in The Netherlands



Monthly First Asylum Applications in The Netherlands in 2019

Source: METIS

Country of citizenships	Jan	Feb	Mar	Apr	May	Jun	Jul	Aug	Sep	Oct	Nov	Dec	2019	Total 2018	Total 2017	
Afghanistan	19	23	23	29	36	22	29	58	50	47	39	62	437	325	322	
Albania	25	18	20	11	13	22	20	11	19	20	5	8	192	551	365	
Algeria	130	99	109	107	58	75	71	77	122	131	121	111	1,211	1,267	891	
Angola	6	*	*	*	13	*	*	*	7	5	*	*	56	30	27	
Antigua and Barbuda	*	*	*	*	*	*	*	*	*	*	*	*	*	*	*	
Argentina	*	*	*	*	*	*	*	*	*	*	*	*	*	*	*	
Armenia	13	5	8	5	*	*	6	5	9	*	7	*	72	62	109	
Australia	*	*	*	*	*	*	*	*	*	*	*	*	*	*	*	
Austria	*	*	*	*	*	*	*	*	*	*	*	*	*	*	*	
Azerbaijan	47	23	40	42	58	35	26	18	24	10	34	18	375	239	113	
Bahamas	*	*	*	*	*	*	*	*	*	*	*	*	*	*	*	
Bahrain	*	*	*	*	*	*	*	*	*	*	*	*	*	*	5	
Bangladesh	*	*	6	*	*	*	*	*	*	*	*	*	*	20	22	18
Belarus	*	17	*	10	16	12	27	13	13	17	13	21	165	252	103	
Belgium	*	*	*	*	*	*	*	*	*	*	*	*	*	*	*	
Benin	*	*	*	*	*	*	*	*	*	*	*	*	*	*	11	
Bosnia and Herzegovina	17	*	*	*	*	*	11	20	*	*	*	9	72	49	67	
Brazil	*	*	*	*	*	*	*	*	*	*	*	*	8	7	10	
Bulgaria	*	*	*	*	*	*	*	*	*	*	*	*	*	*	*	
Burkina Faso	*	*	*	*	*	*	*	*	*	*	*	*	8	6	8	
Burundi	*	*	*	*	*	*	*	*	*	*	*	*	*	11	29	
Cambodia	*	*	*	*	*	*	*	*	*	*	*	*	*	*	*	
Cameroon	12	*	*	5	5	*	*	*	*	*	*	6	49	28	39	
Canada	*	*	*	*	*	*	*	*	*	*	*	*	*	*	*	
Cape Verde	*	*	*	*	*	*	*	*	*	*	*	*	*	*	*	
Central African Republic	*	*	*	*	*	*	*	*	*	*	*	*	*	*	*	
Chad	5	*	*	*	*	*	*	*	*	*	*	*	22	36	30	
Chile	*	*	*	*	*	*	*	*	*	*	*	*	*	*	*	
China (including Hong Kong)	11	19	16	16	14	12	6	9	7	21	14	10	155	164	149	
Colombia	7	15	*	8	7	7	12	9	8	39	30	13	158	44	36	
Comoros	*	*	*	*	*	*	*	*	*	*	*	*	*	*	*	
Congo, the Democratic Republic of the	*	*	*	*	*	*	*	*	*	*	*	*	10	14	13	
Congo, the Republic of the	6	*	*	5	*	7	*	*	*	6	*	*	43	27	43	
Costa Rica	*	*	*	*	*	*	*	*	*	*	*	*	*	*	*	
Cote d'Ivoire	5	*	*	5	*	5	6	*	10	*	*	*	49	51	41	
Croatia	*	*	*	*	*	*	*	*	*	*	*	*	*	*	*	
Cuba	*	*	*	*	*	*	*	*	*	*	*	*	18	162	256	
Czech Republic	*	*	*	*	*	*	*	*	*	*	*	*	*	*	*	
Djibouti	*	*	*	*	*	*	*	*	*	*	*	*	*	5	*	
Dominica	*	*	*	*	*	*	*	*	*	*	*	*	*	*	*	
Dominican Republic	*	*	*	*	*	*	*	*	*	*	*	*	9	7	9	
East Timor	*	*	*	*	*	*	*	*	*	5	*	*	8	*	*	
Ecuador	*	*	*	*	*	*	*	*	*	*	*	*	*	*	*	
Egypt	16	13	14	10	7	9	23	17	33	14	23	11	190	149	178	
El Salvador	8	*	6	*	*	*	*	*	5	*	*	*	34	21	18	
Eritrea	36	53	43	31	41	35	47	35	42	55	43	40	501	1,284	1,095	
Estonia	*	*	*	*	*	*	*	*	*	*	*	*	*	*	*	
Ethiopia	5	11	6	*	6	*	9	18	9	*	*	12	92	54	124	
Finland	*	*	*	*	*	*	*	*	*	*	*	*	*	*	*	
France	*	*	*	*	*	*	*	*	*	*	*	*	7	*	*	
Gabon	*	*	*	*	*	*	*	*	*	*	*	*	*	*	*	
Gambia	39	45	59	54	39	34	44	41	41	52	52	39	539	351	214	
Georgia	24	18	30	12	26	39	44	41	28	28	24	12	326	350	487	
Germany	*	*	*	*	*	*	*	*	*	*	*	*	9	5	*	
Ghana	15	*	12	12	*	*	11	6	5	6	*	8	89	80	39	
Greece	*	*	*	*	*	*	*	*	*	*	*	*	5	*	*	
Grenada	*	*	*	*	*	*	*	*	*	*	*	*	*	*	*	
Guatemala	*	*	*	*	*	*	*	*	*	*	*	*	*	*	*	
Guinea	25	20	22	17	*	22	21	16	11	7	17	15	195	242	330	
Guinea-Bissau	5	*	*	5	*	*	*	*	*	*	*	*	28	17	29	
Guyana	*	*	*	*	*	*	*	*	*	*	*	*	*	*	*	
Haiti	*	*	*	*	*	*	*	*	*	*	*	*	7	*	*	
Honduras	*	*	*	*	*	*	*	*	*	*	*	*	10	7	12	
Hungary	*	*	*	*	*	*	*	*	*	*	*	*	*	*	*	
India	*	*	*	*	8	5	13	7	*	*	*	*	49	49	37	
Indonesia	*	*	*	*	*	*	*	*	*	*	*	*	8	8	*	
Iran (Islamic Republic of)	156	163	150	186	147	134	106	131	107	105	83	66	1,534	1,869	718	
Iraq	57	56	43	52	53	57	69	33	50	41	56	54	621	737	724	
Israel	*	*	*	*	*	*	*	*	*	*	*	*	*	6	6	
Italy	*	*	*	*	*	*	*	*	*	*	*	*	7	*	*	
Jamaica	*	*	*	*	*	*	6	*	*	*	*	*	19	16	14	
Japan	*	*	*	*	*	*	*	*	*	*	*	*	*	*	*	
Jordan	*	10	10	11	6	7	*	15	8	9	26	9	116	74	34	
Kazakhstan	*	*	*	*	*	9	5	*	*	*	9	*	36	17	15	
Kenya	*	*	*	*	*	*	*	*	*	*	*	*	5	17	10	
Korea, Democratic People's Republic of	*	*	*	*	*	*	*	*	*	*	*	*	*	*	*	
Korea, Republic of	*	*	*	*	*	*	*	*	*	*	*	*	*	*	*	
Kosovo / UNSCR 1244	*	*	*	16	*	*	*	6	*	7	12	*	56	36	36	
Kuwait	*	*	*	*	*	*	*	*	*	*	*	*	6	*	6	
Kyrgyzstan	*	7	*	*	*	*	*	*	*	*	*	*	16	10	9	
Lao People's Democratic Republic	*	*	*	*	*	*	*	*	*	*	*	*	*	*	*	
Latvia	*	*	*	*	*	*	*	*	*	*	*	*	*	*	*	
Lebanon	11	6	*	8	11	12	6	9	13	5	14	20	119	71	61	
Liberia	*	5	5	*	*	*	*	*	*	*	*	*	29	22	15	
Libyan Arab Jamahiriya	42	15	30	35	14	20	22	21	26	27	21	31	304	462	357	
Lithuania	*	*	*	*	*	*	*	*	*	*	*	*	*	*	*	
Madagascar	*	*	*	*	*	*	*	*	*	*	*	*	*	*	*	
Malaysia	*	*	*	*	*	*	*	*	*	*	*	*	*	*	*	
Maldives	*	*	*	*	*	*	*	*	*	*	*	*	*	*	*	
Mali	5	*	*	*	*	7	7	*	*	*	*	*	42	37	60	
Mauritania	*	*	*	*	*	*	*	*	*	*	*	*	12	10	18	
Mauritius	*	*	*	*	*	*	*	*	*	*	*	*	*	*	*	
Mexico	*	*	*	*	*	*	*	*	*	*	*	*	5	*	5	

Monthly First Asylum Applications in The Netherlands in 2019

Source: METIS

Country of citizenships	Jan	Feb	Mar	Apr	May	Jun	Jul	Aug	Sep	Oct	Nov	Dec	2019	Total 2018	Total 2017
Moldova, Republic of	72	71	179	71	58	22	13	82	66	203	365	5	1.207	831	342
Mongolia	*	*	*	*	*	*	*	*	*	*	*	*	14	23	19
Montenegro	*	*	5	*	7	*	*	*	*	*	*	*	21	*	5
Morocco	121	97	91	90	79	83	92	85	86	93	60	85	1.062	1.066	977
Mozambique	*	*	*	*	*	*	*	*	*	*	*	*	*	*	*
Myanmar	*	*	*	*	*	*	*	*	*	5	*	10	28	32	28
Namibia	*	*	*	*	*	*	*	*	*	*	*	*	*	*	*
Nauru	*	*	*	*	*	*	*	*	*	*	*	*	*	*	*
Nepal	*	*	*	*	*	*	*	*	*	*	*	*	8	*	*
Netherlands	*	*	*	*	*	*	*	*	*	*	*	*	*	8	7
Nicaragua	*	7	*	*	*	5	*	9	*	*	*	*	37	30	*
Niger	*	6	*	5	*	*	6	5	*	6	11	6	56	24	13
Nigeria	120	158	204	227	242	207	236	177	176	121	120	114	2.102	558	245
Norway	*	*	*	*	*	*	*	*	*	*	*	*	*	*	*
Oman	*	*	*	*	*	*	*	*	*	*	*	*	*	*	*
Pakistan	27	29	21	32	29	18	35	47	41	42	34	42	397	309	181
Palestinian Territory, Occupied	*	*	7	*	*	6	*	*	5	6	*	*	40	79	74
Panama	*	*	*	*	*	*	*	*	*	*	*	*	*	*	*
Peru	*	*	*	*	*	*	*	*	*	*	*	*	11	*	*
Philippines	*	*	*	*	*	*	*	*	*	*	*	*	*	*	*
Poland	*	*	*	*	*	*	*	*	*	*	*	*	*	*	*
Portugal	*	*	*	*	*	*	*	*	*	*	*	*	*	*	*
Qatar	*	*	*	*	*	*	*	*	*	*	*	*	*	*	*
Republic of North Macedonia	*	28	12	24	20	27	37	15	38	29	15	19	264	*	*
Romania	*	*	*	*	*	*	*	*	*	*	*	*	*	*	7
Russian Federation	24	28	19	26	22	32	40	83	32	31	32	29	398	294	316
Rwanda	*	*	*	*	*	*	*	*	*	*	*	*	5	20	*
Saint Lucia	*	*	*	*	*	*	*	*	*	*	*	*	*	*	*
Saint Vincent and the Grenadines	*	*	*	*	*	*	*	*	*	*	*	*	*	*	*
Saudi Arabia	*	*	*	*	*	*	*	5	*	*	*	*	19	10	6
Senegal	7	11	10	11	8	8	5	13	9	9	10	6	107	62	81
Serbia	48	48	19	40	17	36	25	8	34	25	11	15	326	125	174
Sierra Leone	10	8	*	10	13	11	6	6	12	13	8	11	111	88	67
Slovak Republic	*	*	*	*	*	*	*	*	*	*	*	*	*	*	*
Somalia	17	18	12	15	17	10	26	21	22	18	23	23	222	133	124
South Africa	*	*	*	*	*	*	*	*	*	*	*	*	9	5	12
South Sudan	*	*	*	*	*	*	*	*	*	*	*	*	5	*	*
Spain	*	*	*	*	*	*	*	*	*	*	*	*	*	*	7
Sri Lanka	7	*	*	7	*	*	*	6	10	*	*	*	56	30	46
Stateless	*	*	*	*	*	*	*	*	*	*	*	9	38	49	120
Sudan	21	12	16	11	13	17	24	15	10	17	30	13	199	249	260
Suriname	*	*	*	*	*	*	*	*	*	*	*	*	*	6	8
Swaziland	*	*	*	*	*	*	*	*	*	*	*	*	*	*	*
Syrian Arab Republic	204	160	211	247	196	281	302	344	466	401	343	520	3.675	2.956	2.202
Taiwan	*	*	*	*	*	*	*	*	*	*	*	*	*	*	*
Tajikistan	13	5	7	11	7	*	14	*	13	10	10	13	109	178	59
Tanzania, United Republic of	*	*	*	*	*	*	*	*	*	5	*	*	14	6	14
Thailand	*	*	*	*	*	*	*	*	*	*	*	*	*	*	*
the former Yugoslav Republic of Macedonia	22	8	*	*	*	*	*	*	*	*	*	*	30	92	112
Togo	*	*	*	*	*	*	*	*	*	*	*	*	11	7	10
Trinidad and Tobago	*	*	*	*	*	*	*	*	*	*	*	*	13	23	34
Tunisia	30	12	19	30	30	25	26	20	22	18	29	35	296	387	172
Turkey	110	101	87	116	90	97	154	106	86	113	68	123	1.251	1.301	481
Turkmenistan	*	*	*	*	*	*	*	*	*	*	*	*	5	10	*
Uganda	23	16	35	23	12	20	13	23	15	10	17	13	220	145	72
Ukraine	12	15	11	12	16	8	*	5	18	9	8	14	132	303	139
United Arab Emirates	*	*	*	*	*	*	*	*	*	*	*	*	*	*	*
United Kingdom	*	*	*	*	*	*	*	*	*	*	*	*	*	*	5
United States of America	*	*	*	*	*	*	*	*	*	*	*	*	17	25	20
Unknown	64	57	85	30	61	73	101	62	88	105	64	80	870	678	550
Uzbekistan	*	*	*	*	*	*	*	*	*	*	*	*	7	12	5
Venezuela	17	9	17	10	8	14	25	15	13	12	29	13	182	150	77
Viet Nam	*	*	8	*	*	*	7	11	6	*	*	*	50	41	27
Yemen	60	47	61	58	36	31	52	42	53	63	54	88	645	528	171
Zambia	*	*	*	*	*	*	*	*	*	*	*	*	*	*	*
Zimbabwe	*	*	*	*	*	*	*	5	*	*	*	*	20	5	17
Other	*	*	*	*	*	*	*	*	*	*	*	*	*	*	6
Totaal	1.842	1.658	1.874	1.862	1.644	1.683	1.959	1.880	2.032	2.092	2.073	1.934	22.533	20.353	14.716

* To conceal the lowest figures, all values between 0 and 4 are replaced by asterisk.
Selection criterion for this table: all nationalities with at least 1 application in the current year.