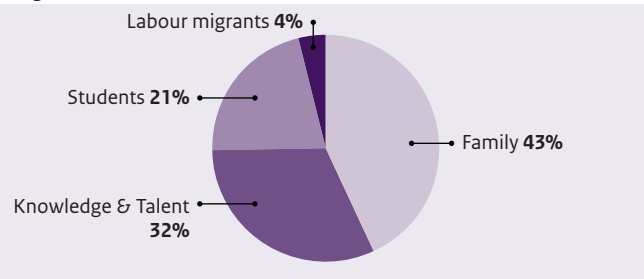


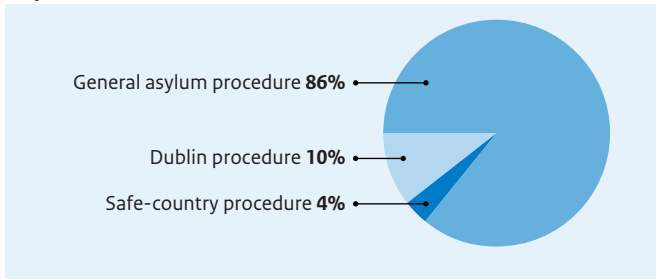


The IND in 2022

Regular decisions



Asylum decisions



FAMILY

44.930
Decisions
89%
Applications granted



KNOWLEDGE & TALENT

33.080
Decisions
94%
Applications granted



GENERAL ASYLUM PROCEDURE

23.890
Decisions
78%
Applications granted



DUBLIN PROCEDURE

2.880
Decisions

SAFE-COUNTRY PROCEDURE

1.030
Decisions

STUDENTS

22.320
Decisions
98%
Applications granted



LABOUR MIGRANTS

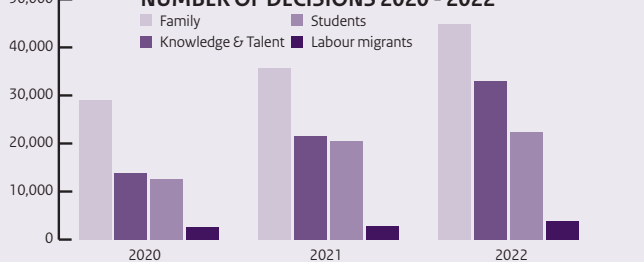
3.910
Decisions
64%
Applications granted



NUMBER OF DECISIONS 2020 - 2022



NUMBER OF DECISIONS 2020 - 2022



EXTENSIONS (ASYLUM AND REGULAR)

79.230
Decisions
96%
Applications granted



PERMANENT REGULAR RESIDENCY

13.220
Decisions
79%
Applications granted



Service provision

CUSTOMER CONTACTS TELEPHONE

620.530
Total number of calls handled



COMPLAINTS

4.450
Received
74%
Processed on time



CUSTOMER CONTACTS DESK

446.930
Total number of visits



DOCUMENTS

332.480
Documents issued



Naturalisation

NATURALISATION REQUESTS

51.480
Decisions
97%
Applications granted



Legal affairs

LEGAL PROCEEDINGS ABOUT RESIDENCY

34.180
Procedures
Upheld decisions
83% asylum **77%** regular



67.900 Residence endorsement stickers Ukraine

The IND in 2022:

Proof of residency for refugees from Ukraine

Since the end of February 2022, tens of thousands of refugees from Ukraine have come to the Netherlands for shelter. Because they fall under the European Temporary Protection Directive (TPD), the IND set up a separate process for them. Staff from the entire organisation were made available to start working on this. In total, 67,900 refugees from Ukraine collected proof of their residency at one of the locations temporarily set up for this purpose.

More asylum applications than processing capacity

Last year, the IND received 48,000 asylum applications in total (first, second and subsequent applications and reuniting family members). This was a lot more than expected. Still, the IND was able to decide on almost 24,000 asylum applications (excluding Dublin claims and applications by people from safe countries), although there is only capacity for 22,000 applications. Unfortunately, a lot of asylum seekers still have to wait long. This is mostly because the organisation is insufficiently equipped for so many extra applications.

More highly skilled migrants because of tight labour market

Because of tightness of the labour market, the demand for highly skilled migrants from abroad is much higher. In 2022, companies and organisations submitted 33,030 applications. The IND managed to keep up with the increase and decide quickly on these applications.

Fast increase of applications for family

The number of applications for residency with a family member in the Netherlands increased considerably: from 29,320 in 2020 to 45,300 in 2022. This is probably postponed migration after travel restrictions during the corona pandemic. In addition, the rules for this type of applications have become a lot more complex. In the coming year, it is expected that applicants must wait twice as long as previous years for a decision by the IND.

Multiannual peak in naturalisation

In 2022, 45,090 people requested to become a Dutch citizen. This number has already been high for a couple of years. The increase is a direct result of the high influx of newcomers in previous years. After all, someone can submit a naturalisation request after a number of years of legal residency in the Netherlands. In 2022, the IND decided on 51,500 requests, 3,030 of which were by holders of a permit under the so-called RANOV regulation from the past (also called the pardon scheme). These permit holders were exempted from a number of requirements under a policy change in 2021, allowing them to be naturalised now. To the entire work field of naturalisation requests applies that the time needed to decide has become considerably shorter.

Many outstanding objections short-stay visas

The Ministry of Foreign Affairs (BuZa) decides on applications for short-stay visas. It is the role of the IND to assess objections to rejections of such short-stay visas. In 2022, the number of rejections increased, the policy became more complex and it was not possible to fill all vacancies. Consequently, the number of outstanding objections has increased considerably and people who object must wait longer for a decision.

Appointment at an IND desk and telephone contact

The increasing number of applications has led to more appointments and telephone contact with the IND. In addition to the issuance of residence endorsement stickers to refugees from Ukraine, there were 446,930 customer contacts at the desks in 2022. This is 100,000 more than in 2021. There were also 620,530 telephone calls. In 2022, applicants often waited longer for contact with the IND than in earlier years. By now, this has improved at almost all locations as a result of extra opening hours and more staff, among other things. Applicants calling the IND are now also served more quickly.

More applications to process

All applications received by the IND must be registered. Applicants get a confirmation of receipt and the option to submit incomplete documents. In 2022, the IND registered over 565,000 cases and processed over 1 million incoming mail messages, 43% of which were postal items that needed to be scanned.

Legal proceedings

At 36,710, the number of legal proceedings initiated on residency was a little higher than last year. The number of objections against late decisions increased considerably from 1,100 in 2021 to 9,900 in 2022. This is because more decisions on asylum applications were taken after the legal decision period. And because the court has declared the Interim Act on the Suspension of Periodic Penalty Payments imposed on the Immigration and Naturalisation Service partially nonbinding in 2022.



Annual report 2022

Regular residency

	2022	2021	2020
Family ¹			
Applications	45,300	37,790	29,320
Decisions	44,930	35,790	29,040
Applications granted	89%	86%	86%
Knowledge & Talent			
Applications	33,030	22,840	13,710
Decisions	33,080	21,580	13,760
Applications granted	94%	94%	91%
Students			
Applications	22,220	20,560	12,310
Decisions	22,320	20,600	12,640
Applications granted	98%	99%	96%
Labour migrants			
Applications	4,490	3,300	2,480
Decisions	3,910	2,810	2,600
Applications granted	64%	72%	70%
Extension of validity (asylum and regular residence permits)			
Applications	78,650	75,430	101,690
Decisions	79,230	83,720	87,340
Applications granted	96%	95%	95%
Withdrawals (residency and regular residence permit)			
Procedures	44,320	34,980	35,840
Decisions	38,450	32,360	36,110
Withdrawals	27%	33%	39%
Objection regular (incl. objection family reunification and short-stay visa)			
Procedures	23,860	15,310	15,840
Decisions	16,750	13,460	22,130
Declared valid	37%	29%	17%
Permanent regular residency			
Applications	13,530	12,460	26,420
Decisions	13,220	11,230	8,270
Applications granted	79%	79%	77%
Change, replacement and loss of residence documents			
Applications	34,540	47,070	26,420
Decisions	34,090	46,460	27,450
Applications granted	97%	98%	96%

¹ Excl. asylum family reunification with an unaccompanied minor (AMV) under § 8 ECHR (included in Asylum)

Top 3 nationalities applications granted

Family

1. Indian
2. Turkish
3. Russian

Knowledge & Talent

1. Indian
2. Turkish
3. Russian

Students

1. Chinese
2. American
3. Indian

Arbeidsmigranten

1. American
2. Chinese
3. Indian

Asylum

	2022	2021	2020
Dublin procedure			
Applications	5,860	4,040	3,520
Decisions	2,880	2,880	4,410
Applications granted	0%	0%	0%
Safe-country procedure			
Applications	1,000	1,080	1,580
Decisions	1,030	1,180	1,660
Applications granted	0%	0%	0%
General procedure			
Applications	36,340	26,360	14,180
Decisions	23,890	22,140	16,210
Applications granted	78%	66%	63%
Asylum family reunification			
Applications provisional residence permit asylum family reunification	20,390	13,980	9,300
Decisions	10,880	12,780	5,970
Applications granted	88%	81%	70%
Entries of reuniting family members ²	10,930	10,120	3,860
Asylum family reunification 8 ECHR with AMV			
Applications	7,870	4,900	3,400
Decisions	3,930	3,790	3,420
Applications granted	62%	44%	33%

² This concerns the number of persons who came to the Netherlands in the context of asylum family reunification.

Naturalisation

	2022	2021	2020
Naturalisation			
Applications	45,090	59,680	43,660
Decisions ³	51,480	55,930	50,870
Applications granted	97%	98%	97%

³ of whom 3,030 people with a RANOV permit in 2022

Legal Affairs

	2022	2021	2020
Legal proceedings concerning residency			
Number of incoming admissible legal proceedings	36,710	33,880	41,150
Number of concluded legal proceedings	34,180	34,780	39,880
Percentage of upheld asylum decisions	83%	86%	91%
Percentage of upheld regular decisions	77%	84%	86%
Other legal proceedings (regarding detention and naturalisation among other things)			
Number of incoming legal proceedings	11,900	12,330	10,970
Number of concluded legal proceedings	11,740	12,420	10,880
Percentage of appeals to a higher court by IND after successful appeal			
Appeals to higher court Regular	17%	23%	28%
Appeals to higher court Asylum	8%	8%	11%

Top 3 nationalities

Dublin procedure

1. Syrian
2. Algerian
3. Moroccan

Safe-country procedure

1. Moroccan
2. Syrian
3. Georgian

General procedure

1. Syrian
2. Afghan
3. Turkish

Asylum family reunification

1. Syrian
2. Turkish
3. Eritrean

Family reunification 8 ECHR

1. Syrian
2. Eritrean
3. Iraqi

Naturalisation

1. Syrian
2. Eritrean
3. Indian

Service provision

Telephone	2022	2021	2020
Total number of calls handled	497,820	461,470	448,670

Cooperating immigration services hotline	2022	2021	2020
Total number of calls handled	122,710	147,070	142,380

Documents	2022	2021	2020
Temporary regular residence permits	182,950	138,600	125,830
Permanent regular residence permits	16,540	26,620	10,510
Temporary asylum residence permits	41,680	35,840	25,850
Permanent asylum residence permits	15,480	22,680	23,160
W-document	40,610	28,690	30,770
W2-document	860	850	1,020
EU/EEA citizen residence document	6,800	5,210	5,630
Family member of EU/EEA citizen residence document	9,060	8,000	5,370
Long-term resident residence document	15,020	10,560	9,030
EU/EER type, withdrawal agreement temporary ⁴	860	9,900	16,160
EU/EER type, withdrawal agreement permanent ⁴	1,050	5,210	17,400
'Frontier worker' document pursuant to withdrawal agreement ⁵	250	750	40
O-documents	1,320	-	-

⁴ This concerns temporary residence documents and permanent residence documents (sustainable residency) pursuant to the withdrawal agreement. This application can be submitted by UK nationals or family members of UK nationals who have been staying in the Netherlands shorter than 5 years or 5 years and longer respectively.

⁵ British frontier workers are eligible for this document if they were working in the Netherlands as a frontier worker before 1 January 2021 and want to continue these activities as a frontier worker in the Netherlands after 31 December 2020.

Customer contacts IND desks	2022	2021	2020
IND desk (incl. biometrics, document issuance, desk appointments) ⁶	446,930	346,330	270,540
Total delivered documents ⁷	-	33,120	38,280
Total issued stickers Ukraine	67,900	-	-
Total	514,830	380,210	318,820

⁶ These statistics do not include the activities of the expat centres. Customer contacts for taking DNA samples and the info desk virtually came to a standstill in 2020 as a result of the Corona measures.

⁷ The documents are Brexit and non-risk cohabitation.

IND Caribbean Netherlands	2022	2021	2020
Applications and requests	7,540	6,310	4,640
Processed	6,480	5,070	5,170

Default notices and complaints

Default notices	2022	2021	2020
Number received	19,830	4,390	8,420
Processed on time	27%	32%	20%

Complaints	2022	2021	2020
Number received	4,450	3,080	2,900
Processed on time	74%	69%	85%

Staffing 2022

At the end of 2022 the number of officers employed was 4,558 FTEs
 The total number of external employees was 835 FTEs as of 31/12/2022
 The total staff increased by 426 FTEs in 2022.